

# VEDANT PUBLIC SCHOOL

ISANPUR, AHMEDABAD - 382443.

Seat No. :  
બેઠક નંબર :

EXAM :  
પરીક્ષા :

FA-4

DATE :  
તારીખ :

Revision  
(2018-19)

STD. / CLASS :  
ધોરણ / વર્ગ :

4<sup>th</sup>

SUBJECT :  
વિષય :

Computer.

MAIN  
મુખ્ય પુસ્તકો 1 +

Supplements  
પુસ્તક પુસ્તકો \_\_\_\_\_

= TOTAL  
કુલ \_\_\_\_\_

Supervisor's Sign.  
નિરીક્ષકની સહી

Examiner's Sign.  
પરીક્ષકની સહી

Ques. No.	Total Marks	Marks Obtain
-----------	-------------	--------------

1		
2		
3		
4		
5		
6		
7		
8		
TOTAL		

Write From Here / અહીંથી લખવું.

FA-4

Revision (2018-19)

Q-1 MCO.

1. \_\_\_\_\_ means a combination of different forms of media presentation.

A. Multimedia.

2. Multimedia programs are called \_\_\_\_\_

A. programs.

3. A Multimedia system has \_\_\_\_\_ basic characteristics:

A. four.

2011  
2012  
2013

[2]

$$\square + \square + \square + \square + \square = \square$$

4. Windows media player is used to play an audio or a video file.

A. video

5. Windows media player is a software.

A. multimedia.

6. In Windows Media player, you can play, stop, reverse and forward any song or video.

A. forward.

7. Adobe Photoshop and Flash CS6 are multimedia software.

A. Flash CS6.

8. Multimedia systems must be computer

A. controlled

9. Many educational programs are available on CD-ROMS

A. CD-ROMS

$$\square = \square + \square + \square + \square + \square = \square$$

10. Multimedia are programs called \_\_\_\_\_ programs.

A interactive

11. \_\_\_\_\_ is the best example of multimedia.

A games

12. The information represented by the multimedia system must be \_\_\_\_\_.

A digital

13. Flash CS6 is used for \_\_\_\_\_.

A creating animations.

14. MS Powerpoint is a \_\_\_\_\_ software developed by Microsoft.

A presentation.

15. Microsoft Powerpoint was developed by \_\_\_\_\_ and \_\_\_\_\_.

A Thomas Rudkin, Dennis Austin.

2021  
2021  
2021

[4]

$$\square + \square + \square + \square + \square = \square$$

16. A \_\_\_\_\_ may contain text, images, sound, video clips and other objects

A slide.

17. A \_\_\_\_\_ is a collection of various slides where a slide is a single page in a presentation.

A presentation

18. A \_\_\_\_\_ similar to the one given below will appear on the screen.

A window.

19. You can click on \_\_\_\_\_ to open a new blank presentation.

A blank presentation.

20. The \_\_\_\_\_ displays the name of the active application and is located at the top of the window.

A Title Bar.

21. On the \_\_\_\_\_, the Quick Access Toolbar is located.

A left side

$$\square + \square + \square + \square + \square = \square$$

22. On the \_\_\_\_\_, Windows control buttons are located.

✓ Right side.

23. On the \_\_\_\_\_, there is a program icon button.

✓ Extreme left.

24. \_\_\_\_\_ is placed below the Title bar.

✓ Ribbon.

25. \_\_\_\_\_ contains various tabs and groups.

✓ Ribbon.

26. When you click a \_\_\_\_\_, a set of related commands are displayed.

✓ Tab.

27. \_\_\_\_\_ area is which you create or design the slides.

✓ Slide design.

$$\square + \square + \square + \square + \square = \square$$

28. \_\_\_\_\_ is present on the left side of the powerpoint window.

Q. slide navigation pane.

29. slide navigation pane displays all the slides in a presentation as \_\_\_\_\_

Q. thumbnails

30. You can easily add, duplicate, move, rearrange and \_\_\_\_\_ slides from this pane.

Q. delete.

31. The \_\_\_\_\_ bar is located at the bottom of the powerpoint window.

Q. status.

32. In the middle of the status bar, there are \_\_\_\_\_ buttons.

Q. two.


33. The left side of the status bar shows the number of the current slide you are working on and the \_\_\_\_\_

[7]


$$\square + \square + \square + \square + \square = \square$$

number of slides.


A. total

34. To the right of the slide number, button is present. 


A. Spell checker.

35. On the right side of the status bar is the view shortcut toolbar and the control slider. 


A. Zoom.

36. There are two rulers: horizontal and 

A. vertical.

37. The  help in aligning the text and objects in the slides.

A. ruler

38.  scroll bar helps to move a page left and right.

A. Horizontal.

[8]

$$\square + \square + \square + \square + \square = \square$$

39. A \_\_\_\_\_ scroll bar helps to move a page up and down.

A. Vertical.

40. There are two scrollbars: horizontal and \_\_\_\_\_.

A. vertical.

41. \_\_\_\_\_ are pre-formatted patterns that saves a lot of time and efforts in designing.

A. Templates.

42. There are plenty of \_\_\_\_\_ available in powerpoint.

A. templates

43. A \_\_\_\_\_ is like a single page of a book.

A. slide.

44. The rectangular boxes enclosed with dotted lines are called \_\_\_\_\_.

A. placeholders.



# VEDANT PUBLIC SCHOOL

ISANPUR, AHMEDABAD - 382443.

Seat No. :  
બેઠક નંબર :

EXAM :  
પરીક્ષા : FA-4

DATE :  
તારીખ : Revision

STD. / CLASS :  
ધોરણ / વર્ગ : 4<sup>th</sup>

SUBJECT :  
વિષય : Computer

MAIN મુખ્ય પુસ્તકો 1 + Supplements પુસ્તક પુસ્તકો \_\_\_\_\_ = TOTAL કુલ \_\_\_\_\_

Supervisor's Sign.  
નિરીક્ષકની સહી

Examiner's Sign.  
પરીક્ષકની સહી

Ques. No.	Total Marks	Marks Obtain
-----------	-------------	--------------

1		
---	--	--

2		
---	--	--

3		
---	--	--

4		
---	--	--

5		
---	--	--

6		
---	--	--

7		
---	--	--

8		
---	--	--

TOTAL

Write From Here / અહીંથી લખવું.

45. These placeholders can be placed in a \_\_\_\_\_ of ways.

A. variety,

46. A \_\_\_\_\_ will appear showing ~~thumbnails~~ thumbnails of different layouts

A. gallery.

47. \_\_\_\_\_ can enhance the appearance of your presentation.

A. Pictures.

$$\square + \square + \square + \square + \square = \square$$

48. When you save your presentation for the first time, the \_\_\_\_\_ dialog box opens up.

A. Save as

49. The presentation is saved with the \_\_\_\_\_ extension.

A. .ppt

50. The \_\_\_\_\_ is a way of presenting slides to an audience.

A. Slide show